

SPECIFICATION SHEET



OVERVIEW

FOIL LED Fixtures feature a swivel mounting system making them ideal for kitchens, pantries and task lighting. They provide a warm white premium diffused light for any close task lighting application. This high quality, ultra bright fixture connects directly to 120V AC power (power cables sold separately) and is compatible with selected wall dimmers. All length options can be linked seamlessly together or configured with extension cables for a completely customizable installation.

FEATURES

- Premium diffused light: no LED hot spots
- 120VAC Dual UL Listings: UL Listed 153 Portable Luminaire & UL Listed 1598 Hard-Wired Luminaire (See 'Compliance & Regulatory Approvals for more details).
- Easy and fast retrofit for traditional fixtures
- Superior CRI and R values
- Included adjustable mounting bracket
- Daisy-chain multiple fixtures for long runs
- 5-year warranty

FINISHES



Item #	
Project	

SPECIFICATIONS

- Input Voltage: 120VAC / 50 ~ 60 Hz
- Power Consumption: See chart below
- Max Daisy-Chain Run: 300W
- CRI: 98
- Beam Angle: 120°
- Dimmable: Yes (See *Fencer SABER Dimmer Compatibility List*)
- Housing: Powder-coated Aluminum
- Ambient Temperature¹: -4° ~ 122°F (-20° ~ 50°C)
- Operating Temperature²: -4° ~ 176°F (-20° ~ 80°C)
- Environment: Indoor / dry location use only
- Included Items: 2x Adjustable Mounting Brackets and Screws, 1x End-to-End Connector
- Dimensions: See 'Mechanical Diagrams'

COMPLIANCE & REGULATORY APPROVALS









Safety

- UL Listed 153 Portable Luminaire (*must be installed with Fencer Series Foil Power Cable AC Plug: DI-FOIL-ACPWR-***)
- UL Listed 1598 Hard-Wired Luminaire (*must be installed with FENCER Series Foil Direct-Wire Switch & Junction Box: DI-120V-FOIL-JBOX-***)

Performance






- LED chip data measured in accordance to IES LM-80-08.
- Photometric & Colorimetry data measured in accordance to IES LM-79-08, in Elemental LED's Innovation Lab.

FENCER® FOIL™ 2 FIXTURE MODELS

Item #	Fixture Length	Finish	CCT (Kelvin)	Lumens ⁵	Power Consumption	Efficacy ⁴ /Fixture (lm/W)	
DI-120V-FOIL-PD27-12**	12 in.	WH <input type="checkbox"/> BZ <input type="checkbox"/>	 2700K	554	7W	79	
DI-120V-FOIL-PD27-18**	18 in.			718	10W	71	
DI-120V-FOIL-PD27-24**	24 in.			1037	13W	79	
DI-120V-FOIL-PD27-32**	32 in.			1225	17W	72	
DI-120V-FOIL-PD30-12**	12 in.	WH <input type="checkbox"/> BZ <input type="checkbox"/>	 3000K	554	7W	79	
DI-120V-FOIL-PD30-18**	18 in.			718	10W	71	
DI-120V-FOIL-PD30-24**	24 in.			1037	13W	79	
DI-120V-FOIL-PD30-32**	32 in.			1225	17W	72	
DI-120V-FOIL-PD35-12**	12 in.	WH <input type="checkbox"/> BZ <input type="checkbox"/>	 3500K	554	7W	79	
DI-120V-FOIL-PD35-18**	18 in.			718	10W	71	
DI-120V-FOIL-PD35-24**	24 in.			1037	13W	79	
DI-120V-FOIL-PD35-32**	32 in.			1225	17W	72	
DI-120V-FOIL-PD40-12**	12 in.	WH <input type="checkbox"/> BZ <input type="checkbox"/>	 4000K	554	7W	79	
DI-120V-FOIL-PD40-18**	18 in.			718	10W	71	
DI-120V-FOIL-PD40-24**	24 in.			1037	13W	79	
DI-120V-FOIL-PD40-32**	32 in.			1225	17W	72	

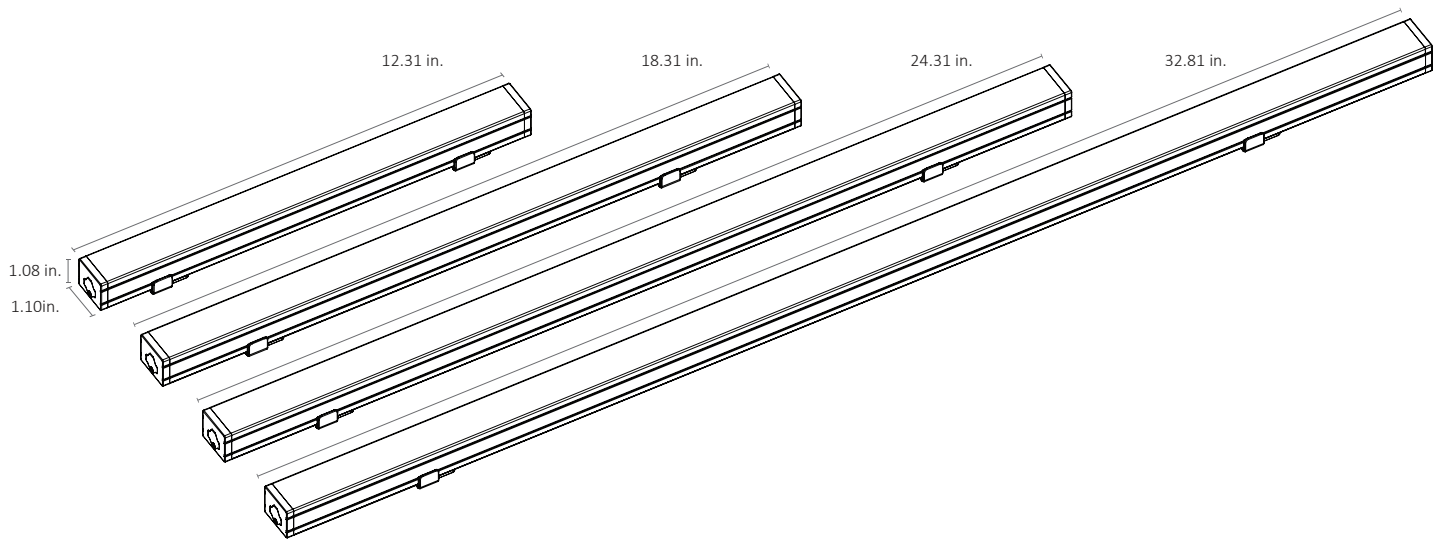
** - Add a **-WH** for White Finish or **-BZ** for Dark Bronze Finish

FENCER® FOIL™ 2 ACCESSORIES

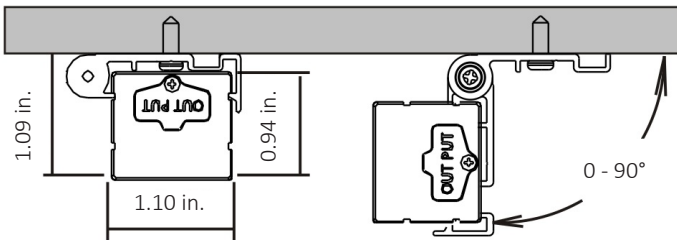
Item #	Finish	Product Description	
DI-FOIL-JBOX-WH DI-FOIL-JBOX-BZ	WH <input type="checkbox"/> BZ <input type="checkbox"/>	FENCER FOIL 2 Direct-Wire Switch & Junction Box	
DI-FOIL-ETE-WH DI-FOIL-ETE-BK	WH <input type="checkbox"/> BK <input type="checkbox"/>	FENCER FOIL 2 Linkable End-to-End Connector	
DI-FOIL-6EXT-WH DI-FOIL-6EXT-BK	WH <input type="checkbox"/> BK <input type="checkbox"/>	FENCER FOIL 2 6 in. Extension Cable Cord Type: UL SVT 105C Cord	
DI-FOIL-12EXT-WH DI-FOIL-12EXT-BK	WH <input type="checkbox"/> BK <input type="checkbox"/>	FENCER FOIL 2 12 in. Extension Cable Cord Type: UL SVT 105C Cord	
DI-FOIL-ACPWR-WH DI-FOIL-ACPWR-BK	WH <input type="checkbox"/> BK <input type="checkbox"/>	FENCER FOIL 2 72 in. Power Cable with AC Plug Cord Type: UL SVT 105C Cord	
DI-FOIL-HWPWR-WH DI-FOIL-HWPWR-BK	WH <input type="checkbox"/> BK <input type="checkbox"/>	FENCER FOIL 2 72 in. Power Cable with Hard-Wire Connection Cord Type: UL SVT 105C Cord	

1. Do not install product in an environment outside the listed ambient temperature. Exceeding the maximum ambient temperature may damage LED chips, reduce the total lamp life, lumen output, and/or adversely impact color consistency.
2. Operating temperature is measured according to the minimum and maximum ambient temperature environment.
3. LED chips have a luminous flux range with a tolerance of +/- 5%.

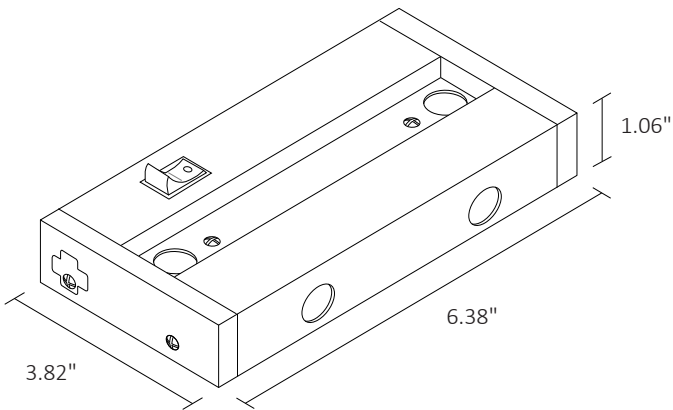
MECHANICAL DIAGRAMS



MOUNTING



JUNCTION BOX



ADDITIONAL RESOURCES

FENCER® SERIES Dimmer Compatibility List

FENCER® FOIL™ 2 PREMIUM DIFFUSION Installation Guide

SAFETY / WARNINGS / DISCLOSURES

1. Install in accordance with the National Electric Code, and local regulations.
2. This product is intended to be installed and serviced by a qualified, licensed electrician.
3. Only install compatible LED fixtures & controls. Only use copper wiring.
4. Suitable for indoor dry locations only.
5. 300W maximum series daisy-chain connection.
6. Proper heat dissipation will prolong the working lifespan of this product. Install in a well-ventilated area free from explosive gases and vapors.
7. Ensure applicable wire is installed between driver, fixture, and any controls in between. When choosing wire, factor in voltage drop, amperage rating, and type (in-wall rated, wet location rated, etc.). Inadequate wire installation could overheat wires, and cause a fire.
8. Do not install if product has any visible damage.
9. Do not modify or disassemble this product beyond instructions or the warranty will be void.

WARRANTY

Limited Warranty

This product has a five (5) year limited warranty from the date of shipment. This warranty does not include the additional accessories referenced in this specification sheet. Complete warranty details for fixtures and additional accessories are available at www.diodeled.com/limited-warranty/ within the Policies section. For warranty related questions please contact product support.

Consumer's Acknowledgment

Diode LED stands behind its products when they are used properly and according to our specifications. By purchasing our products, the purchaser agrees and acknowledges that lighting design, configuration and installation is a complex process, wherein seemingly minor factors or changes in layout and in-field adjustments can have a significant impact on an entire system. Choosing the correct components is essential. Diode LED is able to work with the original purchaser to make an appropriate product selection to the extent of the limited information that the customer can provide, but it is virtually impossible for Diode LED to design a system that foresees every unknown factor. For this reason, this Warranty does not cover problems caused by improper design, configuration or installation issues. Any statement from a Diode LED employee or agent regarding a customer's bill of goods and/or purchase order is NOT an acknowledgment that the products purchased are designed and configured correctly. The purchase agrees and acknowledges that it is the customer's responsibility to adhere strictly to all information contained in the Product Specification Sheets.

There is often more than one way to design, configure and layout an LED lighting application properly to achieve the same lighting effect. Diode LED strongly recommends that licensed professionals be used in the design and installation of lighting systems that include Diode LED products. The specifications include important information that a designer and installer should carefully review and strictly follow. Qualified designers and certified and/or licensed installers, with access to the final installation environment, customer goals, and Diode LED product specifications can make the requisite decisions appropriate for a successful finished lighting application.



© 2017 Elemental LED, Inc. All rights reserved.
Specifications are subject to change without notice.

Toll Free: 877.817.6028 | Fax: 415.592.1596 | www.DiodeLED.com | info@DiodeLED.com