

## SPOTMOD® PUCK 12V LED Fixture

Compact, dimmable LED fixture that integrates seamlessly into cabinetry, drywall, displays, and more.  
Suitable for indoor locations.

Date \_\_\_\_\_

Project Notes \_\_\_\_\_

TITLE  
24

### FEATURES

- 90+ CRI
- Aluminum construction
- Low profile and easy to install
- Housing can be removed for recessed mounting
- Works with popular Diode LED drivers



### ORDERING CODES

Luminaire Only

Diode LED	Voltage	Model	CCT	Finish
DI				
	12V	PUCK	27 (2700K) 30 (3000K) 40 (4000K)	AL (Aluminum) WH (White) BL (Black)

### SPOTMOD® PUCK - SPECIFICATION TABLE

Models	12V-PUCK
<b>Voltage</b>	<b>12VDC</b>
<b>Wattage</b>	<b>3W</b>
2700K	215 Lm.
Lumens 3000K	220 Lm.
4000K	235 Lm.
CRI	90+
TM-30 (LM-80)	>50,000 hours
Ambient Temperature	-4° ~ 122°F (-20° ~ 50°C)
Operating Temperature	-4° ~ 176°F (-20° ~ 80°C)
Dimmable	Yes

### SPOTMOD® PUCK 12V LED Fixture

Compact, dimmable LED fixture that integrates seamlessly into cabinetry, drywall, displays, and more. Suitable for indoor locations.

Date \_\_\_\_\_

Project Notes \_\_\_\_\_

**TITLE**  
**24**

### RECOMMENDED 12V DRIVERS

SKU	INPUT VOLTAGE / FREQUENCY	OUTPUT VOLTAGE	MAXIMUM LOAD	MINIMUM LOAD	CLASS 2	DIMMABLE	LENGTH	WIDTH	HEIGHT	DERATION
<b>OMNIDRIVE® X Dimmable Driver</b> <a href="https://www.diodeled.com/custom/download/productFile/filename/omnidrive-x-specification-sheet.pdf">https://www.diodeled.com/custom/download/productFile/filename/omnidrive-x-specification-sheet.pdf</a> <b>Versatile driver for most high-performance dimming on ELV, TRIAC, and 0-10V systems.</b>										
DI-ODX-12V30W-J	120-277V	12V	30W	No minimum load	Yes	Yes	6.5 in.	3.7 in.	1.36 in.	See Driver Specification Sheet for Deration Curves.
DI-ODX-12V60W-J	120-277V	12V	60W	No minimum load	Yes	Yes	7.4 in.	3.7 in.	1.36 in.	See Driver Specification Sheet for Deration Curves.
DI-ODX-12V100W-J	120-277V	12V	100W	No minimum load	No	Yes	8.66 in.	3.7 in.	1.36 in.	See Driver Specification Sheet for Deration Curves.
DI-ODX-12V120W-J	120-277V	12V	120W	No minimum load	No	Yes	8.66 in.	3.7 in.	1.36 in.	See Driver Specification Sheet for Deration Curves.
<b>PLUG-IN ADAPTER</b> <a href="https://www.diodeled.com/custom/download/productFile/filename/12v-plug-in-adapter-specification-sheet.pdf">https://www.diodeled.com/custom/download/productFile/filename/12v-plug-in-adapter-specification-sheet.pdf</a> <b>Driver for on/off, PWM dimming, and color-changing applications.</b>										
DI-PA-12V36W-CL2-W	100 ~ 240VAC / 50 ~ 60Hz	12V	6W	No Minimum Load	Yes	No	3.8 in.	1.75 in.	1.4 in.	See Driver Specification Sheet for Deration Curves.
DI-PA-12V60W-CL2-W	100 ~ 240VAC / 50 ~ 60Hz	12V	60W	No Minimum Load	Yes	No	4.7 in.	2 in.	1.25 in.	See Driver Specification Sheet for Deration Curves.
<b>OMNIDRIVE® Electronic Dimmable Driver</b> <a href="https://www.diodeled.com/custom/download/productFile/filename/omnidrive-indoor-electronic-dimmable-driver-specification-sheet.pdf">https://www.diodeled.com/custom/download/productFile/filename/omnidrive-indoor-electronic-dimmable-driver-specification-sheet.pdf</a> <b>Our classic electronic dimmable (ELV) driver. Superior dimming and wide compatibility with popular dimmers.</b>										
DI-TD-12V-30W	90~135VAC at ~50/60Hz	12V	30W	Load at least 60% labeled load	Yes	Yes	in.	in.	in.	See Driver Specification Sheet for Deration Curves.
DI-TD-12V-45W	90~135VAC at ~50/60Hz	12V	45W	Load at least 60% labeled load	Yes	Yes	in.	in.	in.	See Driver Specification Sheet for Deration Curves.
DI-TD-12V-60W	90~135VAC at ~50/60Hz	12V	60W	Load at least 60% labeled load	Yes	Yes	in.	in.	in.	See Driver Specification Sheet for Deration Curves.
DI-TD-12V-80W	90~135VAC at ~50/60Hz	12V	80W	Load at least 60% labeled load	Yes	Yes	in.	in.	in.	See Driver Specification Sheet for Deration Curves.
<b>PoE (Power over Ethernet)</b> <b>Constant voltage platform, ready for Power over Ethernet (inquire)</b>										

### RECOMMENDED CONTROLLERS

SKU	DESCRIPTION
<b>SWITCHEX® Driver and Dimmer Switch</b> <b>LED driver and dimmer switch combined in a single gang box.</b>	
DI-12V-SE-40W	SWITCHEX 12V Switch/Driver Combo - 40W
DI-12V-SE-60W	SWITCHEX 12V Switch/Driver Combo - 60W
<b>CASAMBI® Controllers</b> <b>The CASAMBI controllers will remotely control your lighting through the app - downloadable for iOS &amp; Android.</b>	
CBU-A2D	CASAMBI A2D 2 Channel 0-10V/DALI Controller
CBU-ASR	CASAMBI ASR 0-10V Controller
CBU-PWM4	CASAMBI PWM4 Single Color Dimming Controller
CBU-TED	CASAMBI TED AC High Voltage Controller



**SPOTMOD® PUCK12V**  
LED Fixture

Compact, dimmable LED fixture that integrates seamlessly into cabinetry, drywall, displays, and more.  
Suitable for indoor locations.

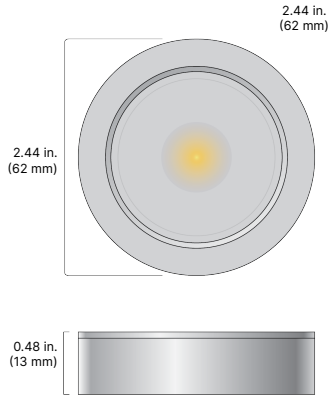
Date \_\_\_\_\_

Project Notes \_\_\_\_\_

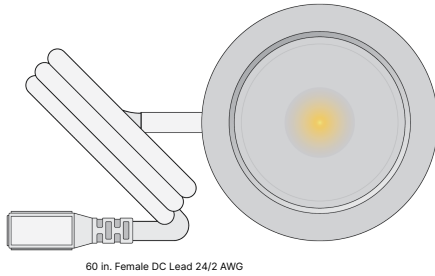
TITLE  
24

**MECHANICAL DIAGRAMS**

12V-PUCK



**CONNECTIONS**



**SPOTMOD® PUCK12V**  
LED Fixture

Compact, dimmable LED fixture that integrates seamlessly into cabinetry, drywall, displays, and more.  
Suitable for indoor locations.

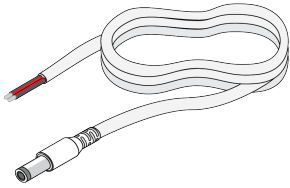
Date \_\_\_\_\_

Project Notes \_\_\_\_\_

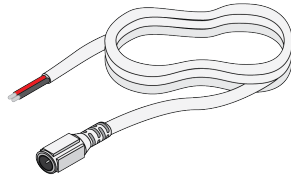
TITLE  
24

**ACCESSORIES**


**DI-PVC2464-DL42-SPL-M**  
Adapter Splice Cable - Male, White, 42 in.



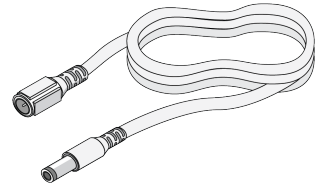
**DI-PVC2464-DL42-SPL-F**  
Adapter Splice Cable - Female, White, 42 in.




**DI-PVC2464-DL42-SPL-F-B**  
Adapter Splice Cable - Female, Black, 39 in.



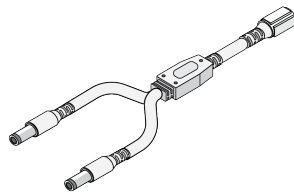
**DI-0708**  
DC Extension Cable - White, 39 in.



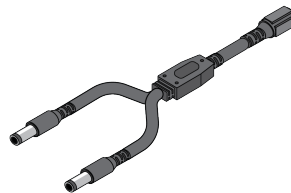
**DI-0708B**  
DC Extension Cable - Black, 39 in.



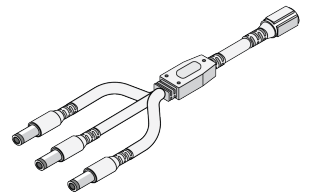
**DI-0720**  
DC Splitter: 2-Way - White



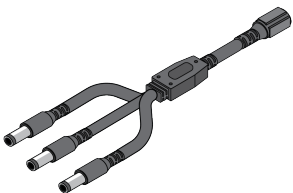
**DI-0720B**  
DC Splitter: 2-Way - Black



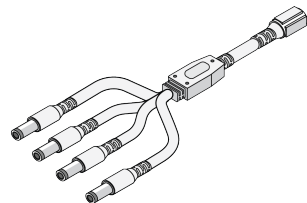
**DI-0705**  
DC Splitter: 3-Way - White



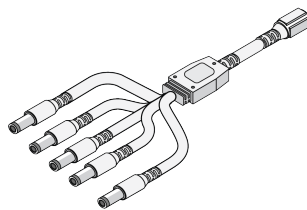
**DI-0705B**  
DC Splitter: 3-Way - Black



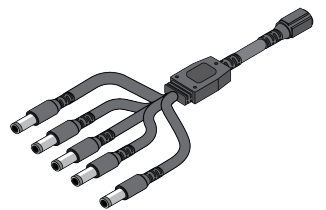
**DI-DCSP4**  
DC Splitter: 4-Way - White



**DI-0707**  
DC Splitter: 5-Way - White



**DI-0707B**  
DC Splitter: 5-Way - Black



- Lumen value measured in accordance to IES LM-80-08. LED chips have a luminous flux range with a tolerance of +/- 5%.
- Each maximum run requires a dedicated power feed from the driver. Do not extend beyond the recommended maximum run length. Max run may exceed Class 2 limit. Actual wattage may differ from calculated wattage due to voltage drop across run.
- Do not install product in an environment outside the listed ambient temperature. Exceeding the maximum ambient temperature may damage LED chips, reduce the total lamp life, lumen output, and/or adversely impact color consistency.
- Actual efficacy value is dependent to specified LED driver (power supply). An estimated efficacy value can be calculated as follows: Lumen value divided by average power consumption per foot.
- Operating temperature is measured according to the minimum and maximum ambient temperature environment.

### SPOTMOD® PUCK12V LED Fixture

Compact, dimmable LED fixture that integrates seamlessly into cabinetry, drywall, displays, and more.  
Suitable for indoor locations.

Date \_\_\_\_\_

Project Notes \_\_\_\_\_

TITLE  
24

## CERTIFICATIONS

### Safety

- UL Listed 2108 Low Voltage Luminaires. Certified for United States and Canada. File # E469769.
- Approved for storage areas of clothes closets per NEC 410.16.A.3 and 410.16.C.5

### Performance

- Can be used to comply with TITLE 24 Part 6 High Efficacy Lighting LED requirements - JA8-2016-2022-E
- LED chip data measured in accordance to IES LM-80-08.
- Photometric & Colorimetry data measured in accordance to IES LM-79-08, in Elemental LED's Innovation Lab.

### Safety / Warnings / Disclosures

1. Install in accordance with national and local electrical code regulations.
2. This product is intended to be installed and serviced by a qualified, licensed electrician.
3. Only use copper wiring. Use wires rated for at least 176°F (80°C) and certified for use with external connection of electrical equipment.
4. Tape light, attached wire leads, and additional extension cables, connectors, etc., are not rated for in-wall installation unless otherwise noted. Tape light and attached wire leads are field-cuttable.
5. Ensure applicable wire is installed between driver, fixture, and any controls in-between. When choosing wire, factor in voltage drop, amperage rating, and type (in-wall rated, wet location rated, etc.). Inadequate wire installation could overheat wires, and cause fire.
6. Do not install in environment where LED chips are exposed to direct sunlight as damage to the phosphor will occur.
7. Do not install in environment where excessive heat may exist (ex. close proximity to fireplace, etc.) See Ambient Temperature ratings
8. Do not modify product beyond instructions or warranty will be void.
9. Actual color may vary from what is pictured on this sheet and other print materials due to the limitations of photographic processes.
10. We reserve the right to modify and improve the design of our fixtures without prior notice. We cannot guarantee to match existing installed fixtures for subsequent orders or replacements in regards to product appearance, CCT, or lumen output.

## WARRANTY

### Limited Warranty

- 5 Years

This warranty does not include the additional accessories referenced in this specification sheet. Complete warranty details for fixtures and additional accessories are available at [www.diodeled.com/limited-warranty/](http://www.diodeled.com/limited-warranty/) within the Policies section. For warranty related questions please contact product support.

### Consumer's Acknowledgment

Elemental LED, Inc. stands behind its products when they are used properly and according to our specifications. By purchasing our products, the purchaser agrees and acknowledges that lighting design, configuration and installation is a complex process, wherein seemingly minor factors or changes in layout and in-field adjustments can have a significant impact on an entire system. Choosing the correct components is essential. Elemental LED is able to work with the original purchaser to make an appropriate product selection to the extent of the limited information that the customer can provide, but it is virtually impossible for Elemental LED to design a system that foresees every unknown factor. For this reason, this Warranty does not cover problems caused by improper design, configuration or installation issues. Any statement from a Elemental LED employee or agent regarding a customer's bill of goods and/or purchase order is NOT an acknowledgment that the products purchased are designed and configured correctly. The purchase agrees and acknowledges that it is the customer's responsibility to adhere strictly to all information contained in the Product Specification Sheets.

There is often more than one way to design, configure and layout an LED lighting application properly to achieve the same lighting effect. Elemental LED strongly recommends that licensed professionals be used in the design and installation of lighting systems that include Elemental LED products. The specifications include important information that a designer and installer should carefully review and strictly follow. Qualified designers and certified and/or licensed installers, with access to the final installation environment, customer goals, and Elemental LED product specifications can make the requisite decisions appropriate for a successful finished lighting application.