

STREAMLITE™ Colors 24V LED Tape Light

Solid-color, dot-free linear lighting without any visible LEDs. Ideal for tight spaces and simple, impactful installations.


Date _____

Project Notes _____



FEATURES

- Uniform, diffused light appears dotless even without a diffusing lens
- Very small size, ideal for tight spaces
- 180° beam angle for even light distribution
- Compatible with Terminal Block Connectors, channels, and other popular accessories



ORDERING CODES

Order spools, and components for field assembly

OPTIONAL ORDERING CODES

Add Assembly Preferences, Finish, Lens, Mounting, Driver, and Delivery

	Voltage	Model	Color	Length	Channels				Finish	Lens	Mounting	Driver		Delivery
DI														
	24V (24V Volt)	STMLT	GR (Green)	016 (16.4 feet)	A1 (A1)	S45 (S45)	SQ (Square)	ROD (Rod)	AL (Aluminum)	*blank* (Classic Frosted Lens)	3M (3M Adhesive)	ELV (Electronic)	010 (0-10V)	Field Assembly
					A2 (A2)	SL (Slim)	45 (45°)	MI1 (1-inch Mud-In)	BL (Black)	AFS (Arch. Frosted Satin Lens)	MC (Mounting Clip)	VLM (Constant Voltage)	PoE (Power over Ethernet)	Factory + Field (Hybrid)
					A3 (A3)	16 (16mm Square)	45DCO (45° Deco)	MI2 (2-inch Mud-In)	WH (White)	BL (Black Lens)	UC (U-Clip)	O/O (On / Off)		Factory Assembly
					S1 (S1)	RC20 (20mm Round)	90 (90° Sideview)	REC (Recessed)		CLT (Arch. Clear Lens)	VC (Vertical Clip)			
					S2 (S2)	SQ20 (20mm Square)	REF (Reflector)	SLR (Slim Recessed)		FRT (Arch. Frosted Lens)	HNG (Hanging Hardware)			
										OPT (Opal Lens)	RC (Rotating Clip)			
										PD (Prem. Diffusion Lens)				

*See page 2 for Channel / Lens / Mounting compatibility

STREAMLITE™ Colors - SPECIFICATION TABLE

Models	24V-STMLT
Voltage	24VDC
Wattage	3.3W/ft.
Lumens Green	236 Lm/ft.
Cut Points	2.5 in.
Max Run (ft.)	20 ft.
Dimensions	0.31 x 0.08 in. (W x H) Connector Size: 8mm
TM-21 (LM-80)	>50,000 hours
Environment	Indoor / Damp Location (IP20)
LED Chips	176/ft.
Certification	UL Listed 2108
Warranty	7 Year

STREAMLITE™ Colors 24V LED Tape Light

Solid-color, dot-free linear lighting without any visible LEDs. Ideal for tight spaces and simple, impactful installations.

Date _____

Project Notes _____



CHANNEL / LENS / MOUNTING COMPATIBILITY

Channel	Compatible Lenses	Available Finishes	Mounting Options
A1 (A1)	FRT	AL / WH / BL	UC
A2 (A2)	CLT / FRT / AFS	AL / WH / BL	UC
A3 (A3)	CLT / FRT / AFS	AL / WH / BL	UC
S1 (S1)	*blank*	AL	UC
S2 (S2)	*blank*	AL	UC
S45 (S45)	*blank*	AL	UC
SL (Slim)	*blank* / CLT / FRT / BL / PD	AL / WH / BL	MC / 3M / MAG
16 (16mm Square)	FRT	AL	MC
RC20 (20mm Round)	*blank*	AL	UC
SQ20 (20mm Square)	*blank*	AL	UC
SQ (Square)	*blank* / CLT / FRT / BL / PD	AL / WH / BL	MC / VC / RC / HNG
45 (45°)	*blank* / CLT / FRT / BL / PD	AL / WH / BL	MC / VC / RC / HNG
45DCO (45° Deco)	*blank*	AL	MC
90 (90° Sideview)	*blank*	AL	MC
REF (Reflector)	*blank*	AL	
ROD (Rod)	*blank*	AL	RC / CLO / ART / ARM
M11 (1-inch Mud-In)	OPT	AL	
M12 (2-inch Mud-In)	OPT	AL	
REC (Recessed)	*blank*	AL	3M
SLR (Slim Recessed)	*blank*	AL	

LEGEND

Lens		Finish		Mounting	
blank	Classic Frosted Lens	AL	Aluminum	3M	3M Adhesive
AFS	Architectural Frosted Satin Lens	WH	White	ARM	Wall Arm
BL	Black Lens	BL	Black	ART	Art Lighting Arm
CLT	Architectural Clear Lens			CLO	Closet Mount
FRT	Architectural Frosted Lens			HNG	Hanging Hardware
OPT	Opal Lens			MAG	Magnetic Clip
PD	Premium Diffusion Lens			MC	Mounting Clip
				RC	Rotating Clip
				UC	U-Clip
				VC	Vertical Clip

STREAMLITE™ Colors 24V LED Tape Light

Solid-color, dot-free linear lighting without any visible LEDs. Ideal for tight spaces and simple, impactful installations.

Date _____

Project Notes _____



RECOMMENDED CHANNELS

MODEL	DIAGRAM	INCLUDED ACCESSORIES	CONNECTION OPTIONS	IN CHANNEL DIFFUSION	TECHNICAL RATINGS	MOUNTING OPTIONS WITH DIMENSIONS
A1 Channel DI-CHB-A1 (A1) 48", 96" Aluminum, White, Black For 14mm Tape Lights or smaller	Height (H): 0.81 in. Width (W): 0.87 in. Interior Depth (ID): 0.45 in. Interior Width (IW): 0.79 in. 	48" Aluminum, Black, & White Channels • 48 in. channel & lens • 2x surface mounting clips • 1 retaining clip • End caps: 1x open, 1x closed. 90" Aluminum, Black, & White Channels • 90 in. channel & lens • 4x surface mounting clips • 2x strain relief clip • End caps: 2x open, 2x closed, 2x slotted	 Streamlite Connector Compatible	 Architectural Frosted Lens STMLT: Dotless	• Beam Angle: 120° • Architectural Frosted Lens • Light Loss: 30% • CCT Shift: -35K • IP Rating Shift: IP40	 U-Clip: 0.82 × 0.88 in. (H × W)
A2 Channel DI-CHB-A2 (A2) 48", 96" Aluminum, White, Black For 12mm Tape Lights or smaller	Height (H): 0.55 in. Width (W): 0.63 in. Interior Depth (ID): 0.33 in. Interior Width (IW): 0.49 in. 	48" Aluminum, Black, & White Channels • 48 in. channel & lens • 2x surface mounting clips • End caps: 1x open, 1x closed. 96" Aluminum, Black, & White Channels • 96 in. channel & lens • 4x surface mounting clips • End caps: 2x open, 2x closed.	 8mm Tape Light: Soldered Lead Only	 Architectural Frosted Satin Lens STMLT: Dotless Architectural Frosted Lens STMLT: Dotless For diffusion options not listed, refer to A2 Channel Specification Sheet.	• Beam Angle: 120° • Architectural Clear Lens • Light Loss: 10% • CCT Shift: -20K • Architectural Frosted Lens • Light Loss: 30% • CCT Shift: -35K • Architectural Frosted Satin Lens • Light Loss: 45% • CCT Shift: -80K • IP Rating Shift: IP40	 U-Clip: 0.56 × 0.64 in. (H × W)
A3 Channel DI-CHB-A3 (A3) 48", 96" Aluminum, White, Black For 12mm Tape Lights or smaller	Height (H): 0.39 in. Width (W): 0.63 in. Interior Depth (ID): 0.33 in. Interior Width (IW): 0.49 in. 	48" Aluminum, Black, & White Channels • 48 in. channel & lens • 2x surface mounting clips • End caps: 1x open, 1x closed. 96" Aluminum, Black, & White Channels • 96 in. channel & lens • 4x surface mounting clips • End caps: 2x open, 2x closed.	 8mm Tape Light: Soldered Lead Only	 Architectural Frosted Satin Lens STMLT: Dotless Architectural Frosted Lens STMLT: Dotless For diffusion options not listed, refer to A3 Channel Specification Sheet.	• Beam Angle: 120° • Architectural Clear Lens • Light Loss: 10% • CCT Shift: -20K • Architectural Frosted Lens • Light Loss: 30% • CCT Shift: -35K • Architectural Frosted Satin Lens • Light Loss: 45% • CCT Shift: -80K • IP Rating Shift: IP40	 U-Clip: 0.4 × 0.64 in. (H × W)
S1 Channel DI-CHB-S1 (S1) 48", 96" Aluminum For 14mm Tape Lights or smaller	Height (H): 0.31 in. Width (W): 0.67 in. Interior Depth (ID): 0.25 in. Interior Width (IW): 0.58 in. 	48 in. channel & frosted cover 2x surface mounting clips End caps: 1x open, 1x closed.	 8mm Tape Light: Soldered Lead Only	 Classic Frosted Lens STMLT: Dotless	• Beam Angle: 120° • Classic Frosted Lens • Light Loss: 20% • CCT Shift: -40K • IP Rating Shift: IP40	 U-Clip: 0.32 × 0.68 in. (H × W)

STREAMLITE™ Colors 24V LED Tape Light

Solid-color, dot-free linear lighting without any visible LEDs. Ideal for tight spaces and simple, impactful installations.

Date _____

Project Notes _____



RECOMMENDED CHANNELS

MODEL	DIAGRAM	INCLUDED ACCESSORIES	CONNECTION OPTIONS	IN CHANNEL DIFFUSION	TECHNICAL RATINGS	MOUNTING OPTIONS WITH DIMENSIONS
S2 Channel DI-CHB-S2 (S2) 48", 96" Aluminum For 14mm Tape Lights or smaller		48 in. Channel & Frosted Lens, 1 open end cap, 1 closed end cap, 2 mounting clips, 2 mounting screws 96 in. Channel & Frosted Lens, 2 open end cap, 2 closed end cap, 4 mounting clips, 4 mounting screws	 Streamlite Connector Compatible	 Classic Frosted Lens STMLT: Dotless	<ul style="list-style-type: none"> Beam Angle: 120° Classic Frosted Lens Light Loss: 20% CCT Shift: -40K IP Rating Shift: IP40 	 U-Clip: 0.58 × 0.75 in. (H x W)
S45 Channel DI-CHB-S45 (S45) 48", 96" Aluminum For 14mm Tape Lights or smaller		48 in. Channel & Frosted Lens, 1 open end cap, 1 closed end cap, 2 mounting clips, 2 mounting screws 96 in. Channel & Frosted Lens, 2 open end cap, 2 closed end cap, 4 mounting clips, 4 mounting screws	 Streamlite Connector Compatible	 Classic Frosted Lens STMLT: Dotless	<ul style="list-style-type: none"> Beam Angle: 120° Classic Frosted Lens Light Loss: 20% CCT Shift: -40K IP Rating Shift: IP40 	 U-Clip: 0.79 × 0.79 in. (H x W)
Slim Channel DI-CPCHB-SL (SL) 48", 96" Aluminum, White, Black For 14mm Tape Lights or smaller		48" Aluminum, Black, & White Channels • 48 in. channel & lens • 2x surface mounting clips • End caps: 1x open, 1x closed 96" Aluminum, Black, & White Channels • 96 in. channel & lens • 4x surface mounting clips • end caps: 2x open, 2x closed	 8mm Tape Light: Soldered Lead Only	 Architectural Frosted Lens STMLT: Dotless Premium Diffusion Lens STMLT: Dotless For diffusion options not listed, refer to Slim Channel Specification Sheet.	<ul style="list-style-type: none"> Beam Angle: 120° Architectural Clear Lens Light Loss: 10% CCT Shift: -20K Architectural Frosted Lens Light Loss: 30% CCT Shift: -35K Classic Frosted Lens Light Loss: 20% CCT Shift: -40K Black Lens Light Loss: 90% CCT Shift: -350K Premium Diffusion Lens Light Loss: 10% CCT Shift: -30K IP Rating Shift: IP40 	 Slim Mount: 0.54 × 0.87 in. (H x W) 3M Adhesive: 0.48 × 0.82 in. (H x W) Magnetic U-Clip: 0.59 × 0.82 in. (H x W) Premium Diffusion: 0.98 × 0.82 in. (H x W)
16mm Square Channel DI-CPCHB-16MM (16) 48", 96" Aluminum For 14mm Tape Lights or smaller		48 in. channel & Architectural Frosted Lens 2x surface mounting clips End caps: 1x open, 1x closed. 96 in. channel & Architectural Frosted Lens 4x surface mounting clips End caps: 2x open, 2x closed.	 Streamlite Connector Compatible	 Architectural Frosted Lens STMLT: Dotless	<ul style="list-style-type: none"> Beam Angle: 120° Architectural Frosted Lens Light Loss: 30% CCT Shift: -35K Black Lens Light Loss: 90% CCT Shift: -350K IP Rating Shift: IP40 	 Mounting Clip: 0.89 × 0.77 in. (H x W)

STREAMLITE™ Colors 24V LED Tape Light

Solid-color, dot-free linear lighting without any visible LEDs. Ideal for tight spaces and simple, impactful installations.

Date _____

Project Notes _____



RECOMMENDED CHANNELS

MODEL	DIAGRAM	INCLUDED ACCESSORIES	CONNECTION OPTIONS	IN CHANNEL DIFFUSION	TECHNICAL RATINGS	MOUNTING OPTIONS WITH DIMENSIONS
20mm Round Channel DI-CPCHB-RC20 (RC20) 48", 96" Aluminum For 14mm Tape Lights or smaller		48 in. channel & frosted lens 2x surface mounting clips End caps: 1x open, 1x closed. 96 in. channel & frosted lens 4x surface mounting clips End caps: 2x open, 2x closed.	<p>Streamlite Connector Compatible</p>	<p>Classic Frosted Lens STMLT: Dotless</p>	<ul style="list-style-type: none"> Beam Angle: 180° Classic Frosted Lens Light Loss: 20% CCT Shift: -40K IP Rating Shift: IP40 	<p>U-Clip: 1.19 x 1.19 in. (H x W)</p>
20mm Square Channel DI-CPCHB-SQC20 (SQ20) 48", 96" Aluminum For 14mm Tape Lights or smaller		48 in. channel & frosted lens 2x surface mounting clips End caps: 1x open, 1x closed. 96 in. channel & frosted lens 4x surface mounting clips End caps: 2x open, 2x closed.	<p>Streamlite Connector Compatible</p>	<p>Classic Frosted Lens STMLT: Dotless</p>	<ul style="list-style-type: none"> Beam Angle: 180° Classic Frosted Lens Light Loss: 20% CCT Shift: -40K IP Rating Shift: IP40 	<p>U-Clip: 1.19 x 1.19 in. (H x W)</p>
Square Channel DI-CPCHB-SQ (SQ) 48", 96" Aluminum, White, Black For 14mm Tape Lights or smaller		48" Aluminum Channel • 48 in. channel & frosted lens • 2x surface mounting clips • End caps: 1x open, 1x closed. 48" Black & White Channels • 48 in. channel & clear, or frosted lens • 4x surface mounted clips • 2x End-to-end interconnects 96" Aluminum Channel • 96 in. channel & frosted lens • 4x surface mounting clips • End caps: 2x open, 2x closed. 96" Black & White Channels • 96 in. channel & clear, or frosted lens • 4x surface mounted clips • 2x End-to-end interconnects	<p>8mm Tape Light: Soldered Lead Only</p>	<p>Architectural Frosted Lens STMLT: Dotless</p> <p>Premium Diffusion Lens STMLT: Dotless</p> <p>For diffusion options not listed, refer to Square Channel Specification Sheet.</p>	<ul style="list-style-type: none"> Beam Angle: 120° Architectural Clear Lens Light Loss: 10% CCT Shift: -20K Architectural Frosted Lens Light Loss: 30% CCT Shift: -35K Classic Frosted Lens Light Loss: 20% CCT Shift: -40K Black Lens Light Loss: 90% CCT Shift: -350K Premium Diffusion Lens Light Loss: 10% CCT Shift: -30K IP Rating Shift: IP40 	<p>Chromaphath Surface Mount: 0.61 x 0.82 in. (H x W)</p> <p>Vertical Mount: 0.61 x 0.82 in. (H x W)</p> <p>Rotating Mount: 1.29 x 0.82 in. (H x W)</p> <p>Hanging Mount: 1.51 x 0.82 in. (H x W)</p> <p>Premium Diffusion: 1.13 x 0.82 in. (H x W)</p>
45° Channel DI-CPCHB-45 (45) 48", 96" Aluminum, White, Black For 14mm Tape Lights or smaller		48" Aluminum, Black, & White Channels • 48 in. channel & clear, or frosted lens • 4x surface mounted clips • 2x End-to-end interconnects 96" Aluminum Channel • 96 in. channel & clear, or frosted lens • 8x surface mounted clips • 4x End-to-end interconnects 96" Black & White Channels • 96 in. channel & clear, or frosted lens • 4x surface mounted clips • 2x End-to-end interconnects	<p>Streamlite Connector Compatible</p>	<p>Architectural Frosted Lens STMLT: Dotless</p> <p>Premium Diffusion Lens STMLT: Dotless</p> <p>For diffusion options not listed, refer to 45° Channel Specification Sheet.</p>	<ul style="list-style-type: none"> Beam Angle: 120° Architectural Clear Lens Light Loss: 10% CCT Shift: -20K Architectural Frosted Lens Light Loss: 30% CCT Shift: -35K Classic Frosted Lens Light Loss: 20% CCT Shift: -40K Black Lens Light Loss: 90% CCT Shift: -350K Premium Diffusion Lens Light Loss: 10% CCT Shift: -30K IP Rating Shift: IP40 	<p>Chromaphath Surface Mount: 1 x 0.67 in. (H x W)</p> <p>Vertical Mount: 1 x 0.67 in. (H x W)</p> <p>Rotating Mount: 1.68 x 0.67 in. (H x W)</p> <p>Hanging Mount: 1.9 x 0.67 in. (H x W)</p> <p>Premium Diffusion: 1.52 x 0.67 in. (H x W)</p>

STREAMLITE™ Colors 24V LED Tape Light

Solid-color, dot-free linear lighting without any visible LEDs. Ideal for tight spaces and simple, impactful installations.

Date _____

Project Notes _____



RECOMMENDED CHANNELS

MODEL	DIAGRAM	INCLUDED ACCESSORIES	CONNECTION OPTIONS	IN CHANNEL DIFFUSION	TECHNICAL RATINGS	MOUNTING OPTIONS WITH DIMENSIONS
45° Deco Channel DI-CPCHB-45DCO (45DCO) 48", 96" Aluminum For 10mm Tape Lights or smaller		48 in. channel & frosted cover Mounting hardware End caps: 1x open, 1x closed. 96 in. channel & frosted cover Mounting hardware End caps: 2x open, 2x closed.	<p>8mm Tape Light: Soldered Lead Only</p>	<p>Classic Frosted Lens STMLT: Dotless</p>	<ul style="list-style-type: none"> • Beam Angle: 120° • Classic Frosted Lens • Light Loss: 20% • CCT Shift: -40K • IP Rating Shift: IP40 	<p>Mounting Clip: 0.73 × 0.73 in. (H x W)</p>
90° Sideview Channel DI-CPCHB-90SD (90) 48", 96" Aluminum For 12mm Tape Lights or smaller		48 in. channel & frosted cover Mounting hardware End caps: 1x open, 1x closed. 96 in. channel & frosted cover Mounting hardware End caps: 2x open, 2x closed.	<p>8mm Tape Light: Soldered Lead Only</p>	<p>Classic Frosted Lens STMLT: Dotless</p>	<ul style="list-style-type: none"> • Beam Angle: 120° • Classic Frosted Lens • Light Loss: 20% • CCT Shift: -40K • IP Rating Shift: IP40 	<p>Mounting Clip: 0.92 × 0.92 in. (H x W)</p>
Reflector Channel DI-CPCHB-RFCTR (REF) 48", 96" Aluminum For 12mm Tape Lights or smaller		48 in. channel & frosted cover Mounting hardware End caps: 1x open, 1x closed. 96 in. channel & frosted cover Mounting hardware End caps: 1x open, 1x closed.	<p>8mm Tape Light: Soldered Lead Only</p>	<p>Classic Frosted Lens STMLT: Dotless</p>	<ul style="list-style-type: none"> • Beam Angle: 120° • Classic Frosted Lens • Light Loss: 20% • CCT Shift: -40K • IP Rating Shift: IP40 	<p>Recessed Mount: 2.75 × 1 in. (H x W)</p>
Rod Channel DI-CPCHB-RDCL (ROD) 48", 96" Aluminum For 12mm Tape Lights or smaller		78.74 in. channel & frosted lens 1x open end-cap, 1x closed end-cap 4 × 180° swivel brackets 2x Closet Mounting Brackets 2x Support Brackets	<p>8mm Tape Light: Soldered Lead Only</p>	<p>Classic Frosted Lens STMLT: Dotless</p>	<ul style="list-style-type: none"> • Beam Angle: 180° • Classic Frosted Lens • Light Loss: 20% • CCT Shift: -40K • IP Rating Shift: IP40 	<p>Rotating Mount: 1.69 × 0.95 in. (H x W) Closet Mount: 1.28 × 3.25 in. (H x W) Art Lighting Arm: 2.72 × 10.15 in. (H x W) Wall Arm: 4.5 × 2.15 in. (H x W)</p>

STREAMLITE™ Colors 24V LED Tape Light

Solid-color, dot-free linear lighting without any visible LEDs. Ideal for tight spaces and simple, impactful installations.

Date _____

Project Notes _____



RECOMMENDED CHANNELS

MODEL	DIAGRAM	INCLUDED ACCESSORIES	CONNECTION OPTIONS	IN CHANNEL DIFFUSION	TECHNICAL RATINGS	MOUNTING OPTIONS WITH DIMENSIONS
1-inch Mud-In Channel DI-CPCHB-MUD1 (M1) 48", 96" Aluminum For 14mm Tape Lights or smaller	Height (H): 0.54 in. Width (W): 2.42 in. Interior Depth (ID): 0.44 in. Interior Width (IW): 0.81 in. Cut Out Width (CO): 1.19 in.	96 in. channel & opal lens 2x end-to-end connectors End caps: 2x open, 2x closed.	<p>Streamlite Connector Compatible</p>	Opal Lens STMLT: Dotless	<ul style="list-style-type: none"> Beam Angle: 120° Opal Lens Light Loss: 55% CCT Shift: -200K IP Rating Shift: IP40 	<p>Recessed Mount: 0.54 × 2.42 in. (H × W)</p>
2-inch Mud-In Channel DI-CPCHB-MUD2 (M2) 48", 96" Aluminum For 14mm Tape Lights or smaller	Height (H): 0.8 in. Width (W): 3.86 in. Interior Depth (ID): 0.69 in. Interior Width (IW): 1.84 in. Cut Out Width (CO): 1.37 in.	96 in. channel & opal lens 2x surface mounting clips End caps: 2x open, 2x closed.	<p>Streamlite Connector Compatible</p>	Opal Lens STMLT: Dotless	<ul style="list-style-type: none"> Beam Angle: 120° Opal Lens Light Loss: 55% CCT Shift: -200K IP Rating Shift: IP40 	<p>Recessed Mount: 0.8 × 3.86 in. (H × W)</p>
Recessed Channel DI-CPCHB-REC (REC) 48", 96" Aluminum For 14mm Tape Lights or smaller	Height (H): 0.49 in. Width (W): 1.03 in. Interior Depth (ID): 0.42 in. Interior Width (IW): 0.59 in. Cut Out Width (CO): 0.74 in. Recessed Wing (RW): 0.15 in.	48 in. channel & frosted lens 2x surface mounted clips end caps: 1x open, 1x closed 96 in. channel & frosted lens 4x surface mounted clips end caps: 2x open, 2x closed.	<p>Streamlite Connector Compatible</p>	Classic Frosted Lens STMLT: Dotless	<ul style="list-style-type: none"> Beam Angle: 120° Classic Frosted Lens Light Loss: 20% CCT Shift: -40K IP Rating Shift: IP40 	<p>3M Adhesive: 0.59 × 1.03 in. (H × W)</p> <p>Recessed Mount: 0.49 × 1.03 in. (H × W)</p>
Slim Recessed Channel DI-CPCHB-SLR (SLR) 48", 96" Aluminum For 10mm Tape Lights or smaller	Height (H): 0.38 in. Width (W): 0.65 in. Interior Depth (ID): 0.28 in. Interior Width (IW): 0.4 in. Cut Out Width (CO): 0.49 in. Recessed Wing (RW): 0.08 in.	48 in. channel & frosted lens End caps: 1x open square, 1x open round, 1x closed square 96 in. channel & frosted lens End caps: 1x open square, 1x open round, 1x closed square.	<p>8mm Tape Light: Soldered Lead Only</p>	Classic Frosted Lens STMLT: Dotless	<ul style="list-style-type: none"> Beam Angle: 120° Classic Frosted Lens Light Loss: 20% CCT Shift: -40K IP Rating Shift: IP40 	<p>Recessed Mount: 0.38 × 0.65 in. (H × W)</p>

STREAMLITE™ Colors 24V LED Tape Light

Solid-color, dot-free linear lighting without any visible LEDs. Ideal for tight spaces and simple, impactful installations.

Date _____

Project Notes _____



RECOMMENDED 24V DRIVERS

SKU	INPUT VOLTAGE / FREQUENCY	OUTPUT VOLTAGE	MAXIMUM LOAD	MINIMUM LOAD	CLASS 2	DIMMABLE	LENGTH	WIDTH	HEIGHT
OMNIDRIVE® X Dimmable Driver OMNIDRIVE® X Dimmable Driver Specification Sheet https://www.diodeled.com/custom/download/productFile/filename/omnidrive-x-specification-sheet.pdf Versatile driver for most high-performance dimming on ELV, TRIAC, and 0-10V systems. <div style="text-align: right;"> Contains: • Additional Models • Derating Curves • Additional Features • System Diagrams </div>									
DI-ODX-24V30W-J	120-277V	24V	30W	No Minimum Load	Yes	Yes	6.5 in.	3.7 in.	1.57 in.
DI-ODX-24V60W-J	120-277V	24V	60W	No Minimum Load	Yes	Yes	7.4 in.	3.7 in.	1.57 in.
DI-ODX-24V96W-J	120-277V	24V	96W	No Minimum Load	Yes	Yes	8.66 in.	3.7 in.	1.57 in.
DI-ODX-24V120W-J	120-277V	24V	120W	No Minimum Load	No	Yes	8.66 in.	3.7 in.	1.57 in.
VLM Series Constant Voltage Driver VLM Series Constant Voltage Driver Specification Sheet https://www.diodeled.com/custom/download/productFile/filename/VLM-Specification%20Sheet%20(Driver%20&%20J-Box).pdf Compact driver for on/off, PWM dimming, and color-changing applications. <div style="text-align: right;"> Contains: • Additional Models • Derating Curves • Additional Features • System Diagrams </div>									
VLM60W-24-LPS3R	120 / 277VAC 47 - 63Hz	24V	60W	No Minimum Load	Yes	PWM	10.79 in.	7.34 in.	2.36 in.
VLM60W-24-LPM	120 / 277VAC 47 - 63Hz	24V	60W	No Minimum Load	Yes	PWM	8.19 in.	2.94 in.	1.31 in.
VLM100W-24-LPS3R	120 / 277VAC 47 - 63Hz	24V	100W	No Minimum Load	Yes	PWM	10.79 in.	7.34 in.	2.36 in.
MEANWELL Constant Voltage Driver MEANWELL Constant Voltage Driver Specification Sheet https://www.diodeled.com/custom/download/productFile/filename/commercial-grade-CV-Driver-Specification%20Sheet%20(24V%20Models).pdf Drivers for on/off or PWM dimming applications. <div style="text-align: right;"> Contains: • Additional Models • Derating Curves • Additional Features • System Diagrams </div>									
DI-CV-MW24V60W-277-LPS3R	120 ~ 277VAC 50/60Hz	24V	60W	No Minimum Load	Yes	Yes, with compatible PWM dimmer/controls	10.79 in.	7.34 in.	2.36 in.
DI-CV-MW24V60W-277-LPS	120 ~ 277VAC 50/60Hz	24V	60W	No Minimum Load	Yes	Yes, with compatible PWM dimmer/controls	11.25 in.	3.75 in.	1.9 in.
PoE (Power over Ethernet) Constant voltage platform, ready for Power over Ethernet (inquire)									

RECOMMENDED CONTROLLERS

SKU	DESCRIPTION
CASAMBI® Controllers The CASAMBI controllers will remotely control your lighting through the app - downloadable for IOS & Android.	
CBU-PWM4	CASAMBI PWM4 Single Color Dimming Controller
CBU-A2D	CASAMBI A2D 2 Channel 0-10V/DALI Controller
CBU-ASR	CASAMBI ASR 0-10V Controller
DI-CBU-PWM5-PRO	Casambi CBU-PWM5-Pro RGB/W/WW Applications, 5 x PWM for constant voltage lights, 4 amps/CH max
SWITCHEX® Driver and Dimmer Switch LED driver and dimmer switch combined in a single gang box.	
DI-12V-SE-40W	SWITCHEX 12V Switch/Driver Combo - 40W
DI-12V-SE-60W	SWITCHEX 12V Switch/Driver Combo - 60W



STREAMLITE™ Colors 24V
LED Tape Light

Solid-color, dot-free linear lighting without any visible LEDs. Ideal for tight spaces and simple, impactful installations.

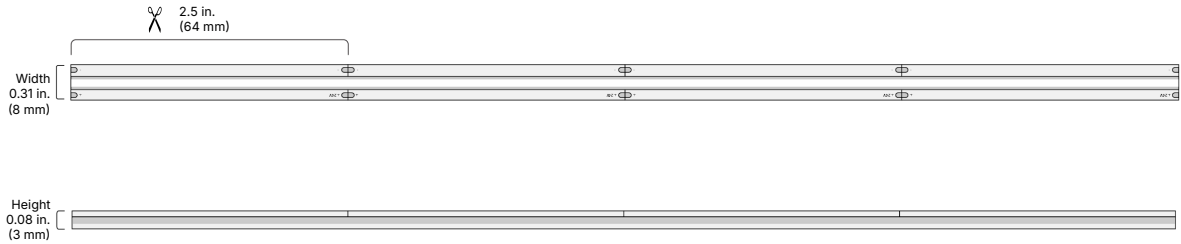
Date _____

Project Notes _____

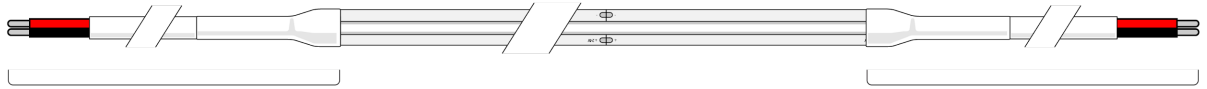


MECHANICAL DIAGRAMS

24V-STMLT



CONNECTIONS



36 in. Bare Lead 20/2 AWG UL 2464 Wire with Strain Relief

36 in. Bare Lead 20/2 AWG UL 2464 Wire with Strain Relief

STREAMLITE™ Colors 24V LED Tape Light

Solid-color, dot-free linear lighting without any visible LEDs. Ideal for tight spaces and simple, impactful installations.

Date _____

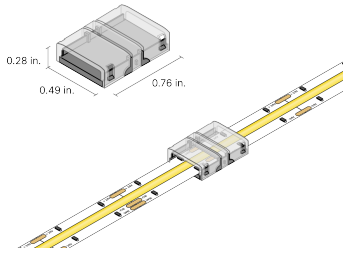
Project Notes _____



ACCESSORIES

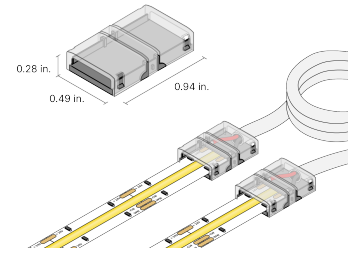
DI-LK-CONN-TTT-1

STREAMLITE Tape-to-Tape connector, no wire (Tape to Tape)



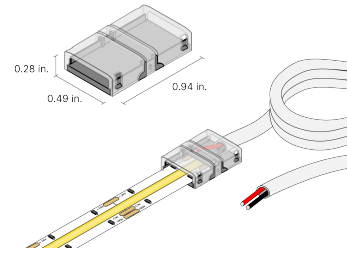
DI-LK-CONN-12JPR-1

STREAMLITE Tape-to-Tape plus 12 in. wire (Jumper)



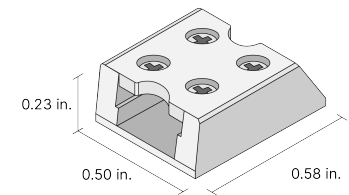
DI-LK-CONN-SPL24-1

STREAMLITE Tape-to-Wire connector, 24 in. (Splice)



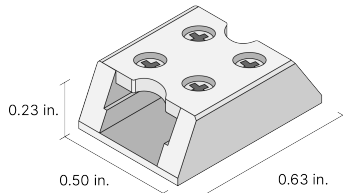
DI-TB8-CONN-TTW

Tape Light Terminal Block Connector, Screw Down, 8mm, Tape-To-Wire - Pack of 1



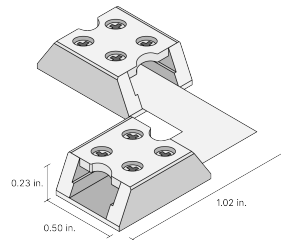
DI-TB8-CONN-TTT

Tape Light Terminal Block Connector, Screw Down, 8mm, Tape-To-Tape - Pack of 1



DI-TB8-90-TTT

Tape Light 90 Degree Corner Connector With Attached 8mm Tape-to-Tape Terminal Blocks - Pack of 1



DELIVERY OPTIONS

- **Field Assembly**
Fastest order fulfillment. Field connectors and accessories not included.
- **Factory + Field (Hybrid)**
Onsite modifications with factory connection. Additional accessories not included.
- **Factory Assembly**
Fastest Installation. Factory made-to-order fixtures.

- Lumen value measured in accordance to IES LM-80-08. LED chips have a luminous flux range with a tolerance of +/- 5%.
- Each maximum run requires a dedicated power feed from the driver. Do not extend beyond the recommended maximum run length. Max run may exceed Class 2 limit. Actual wattage may differ from calculated wattage due to voltage drop across run.
- Do not install product in an environment outside the listed ambient temperature. Exceeding the maximum ambient temperature may damage LED chips, reduce the total lamp life, lumen output, and/or adversely impact color consistency.
- Actual efficacy value is dependent to specified LED driver (power supply). An estimated efficacy value can be calculated as follows: Lumen value divided by average power consumption per foot.
- Operating temperature is measured according to the minimum and maximum ambient temperature environment.

STREAMLITE™ Colors 24V LED Tape Light

Solid-color, dot-free linear lighting without any visible LEDs. Ideal for tight spaces and simple, impactful installations.

Date _____

Project Notes _____



CERTIFICATIONS

Safety

- UL Listed 2108 Flexible Lighting Systems. Certified for United States and Canada. File # E469769.
- UL Listed Field Cuttable.
- Approved for storage areas of clothes closets per NEC 410.16.A.1,3 and 410.16.C.1,3,5

Environment

- Ambient Temperature: -4 ~ 122°F (-20 ~ 50°C)
- Operating Temperature: -4 ~ 176°F (-20 ~ 80°C)
- RoHS Compliant: Verification No. CANEC1610091501

Performance

- Performance
- Can be used to comply with TITLE 24 Part 6 High Efficacy Lighting LED requirements - JA8-2016-2022-E
- Photometric & Colorimetry data measured in accordance to IES LM-79-08, in Elemental LED's Innovation Lab.

Safety / Warnings / Disclosures

1. Safety / Warnings / Disclosures
2. Install in accordance with national and local electrical code regulations.
3. This product is intended to be installed and serviced by a qualified, licensed electrician.
4. Only use copper wiring. Use wires rated for at least 176°F (80°C) and certified for use with external connection of electrical equipment.
5. Each maximum run requires a dedicated power feed from the driver. Do not extend beyond the recommended maximum run length.
6. Tape light, attached wire leads, and additional extension cables, connectors, etc., are not rated for in-wall installation unless otherwise noted. Tape light and attached wire leads are field-cuttable.
7. Maximum Run values are calculated to show the total length a product may be connected in series without experiencing significant voltage drop and light loss. A product's listed Maximum Run may be greater than its longest purchasable length.
8. Ensure applicable wire is installed between driver, fixture, and any controls in-between. When choosing wire, factor in voltage drop, amperage rating, and type (in-wall rated, wet location rated, etc.). Inadequate wire installation could overheat wires, and cause fire.
9. Do not install in environment where LED chips are exposed to direct sunlight as damage to the phosphor will occur.
10. Do not install in environment where excessive heat may exist (ex. close proximity to fireplace, etc.) See Ambient Temperature ratings
11. Do not install indoor LED tape light products in outdoor / wet location environments. Only wet location tape light models are rated for outdoor / wet locations.
12. Do not modify product beyond instructions or warranty will be void.
13. Tape light must be handled with care. Excessive handling, bending, and pressure may damage the product, voiding the warranty.

WARRANTY

Limited Warranty

- 7 Year limited warranty

This warranty does not include the additional accessories referenced in this specification sheet. Complete warranty details for fixtures and additional accessories are available at www.diodeled.com/limited-warranty/ within the Policies section. For warranty related questions please contact product support.

Consumer's Acknowledgment

Elemental LED, Inc. stands behind its products when they are used properly and according to our specifications. By purchasing our products, the purchaser agrees and acknowledges that lighting design, configuration and installation is a complex process, wherein seemingly minor factors or changes in layout and infield adjustments can have a significant impact on an entire system. Choosing the correct components is essential. Elemental LED is able to work with the original purchaser to make an appropriate product selection to the extent of the limited information that the customer can provide, but it is virtually impossible for Elemental LED to design a system that foresees every unknown factor. For this reason, this Warranty does not cover problems caused by improper design, configuration or installation issues. Any statement from a Elemental LED employee or agent regarding a customer's bill of goods and/or purchase order is NOT an acknowledgment that the products purchased are designed and configured correctly. The purchase agrees and acknowledges that it is the customer's responsibility to adhere strictly to all information contained in the Product Specification Sheets.

There is often more than one way to design, configure and layout an LED lighting application properly to achieve the same lighting effect. Elemental LED strongly recommends that licensed professionals be used in the design and installation of lighting systems that include Elemental LED products. The specifications include important information that a designer and installer should carefully review and strictly follow. Qualified designers and certified and/or licensed installers, with access to the final installation environment, customer goals, and Elemental LED product specifications can make the requisite decisions appropriate for a successful finished lighting application.