



Item # _____

Project _____



INFINILINE [®] BASICS	
Voltage/Wattage	120VAC / 3.7W/ft.
Lumens¹	2700K 289 Lm/ft.
	3000K 300 Lm/ft.
	3500K 308 Lm/ft.
	4200K 351 Lm/ft.
Max. Run²	164 feet
Custom Produced	8 in. Increments
LED Chips	19/foot
CRI	90+
Field Cuttable	No
Dimensions	0.63 x 0.31 in. (W x H)
Environment	Outdoor / Wet Location / IP65
Certification	UL Listed
Warranty	5-Year Warranty

SPECIFICATIONS

- LED Chip Type: 2835
- LED Chip Beam Angle: 120°
- Luminous Efficacy⁴ (lm/w): ~80-90
- Mounting: Mounting Clips / Mounting Channel
- Connections⁵: 60 in. Plug-In, 15 foot Hardwired
- Ambient Temp⁶: -4 ~ 122°F (-20 ~ 50°C)
- Operating Temp⁷: -4 ~ 176°F (-20 ~ 80°C)
- Environment⁸: Outdoor / Wet location / Indoor / IP65

COMPLIANCE & REGULATORY APPROVALS

Safety

- UL Listed 2388 Flexible Lighting Products. File # E470197.
- UL Listed 1598 Surface Mount Luminaires. File # E503268

SKU Builder

DI

-

120V

-

INFBSC3

-

-

-

Voltage Model Color Temp Connection Length (in.)
(8 in. increments) Mounting (Optional)

27
(2700K)

30
(3000K)

35
(3500K)

42
(4200K)

-
(Plug-In)

H
(Hardwire)

MTC
(Mounting Clips)

RTC*
(Rotating Mounting Clips)

CHA
(Channel)

Example: DI-120V-INFBSC335-H-240= Diode, 120 Volt, INFINILINE[®] X, 4200K CCT, Hardwire lead, 20 feet custom cut.

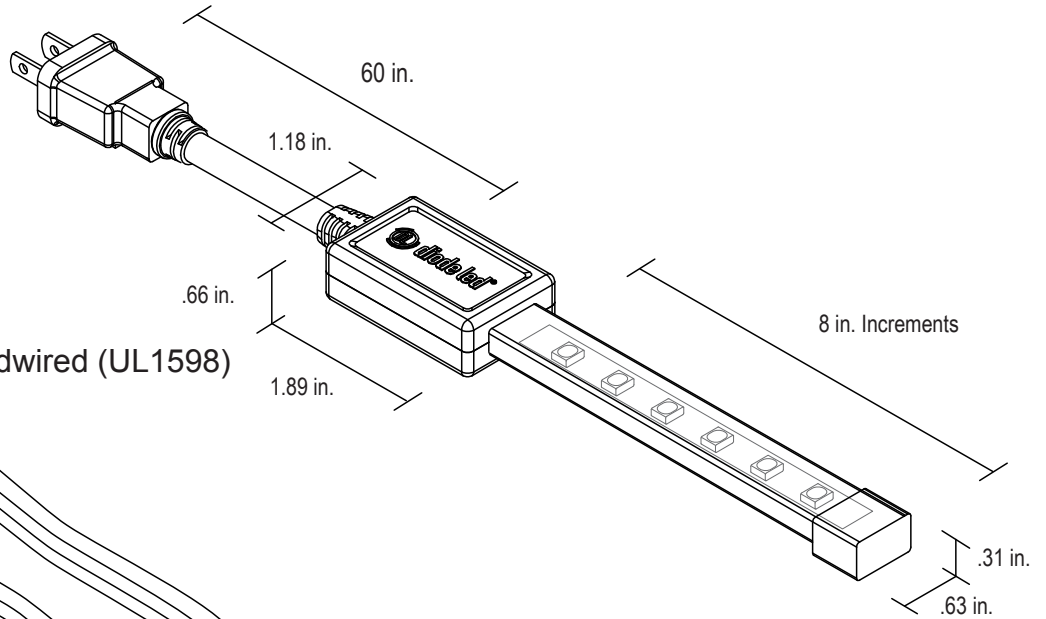
*Rotating Mounting Clips must be used with Hardwire installations to retain UL Listing.

INFINILINE® BASICS Strip Light

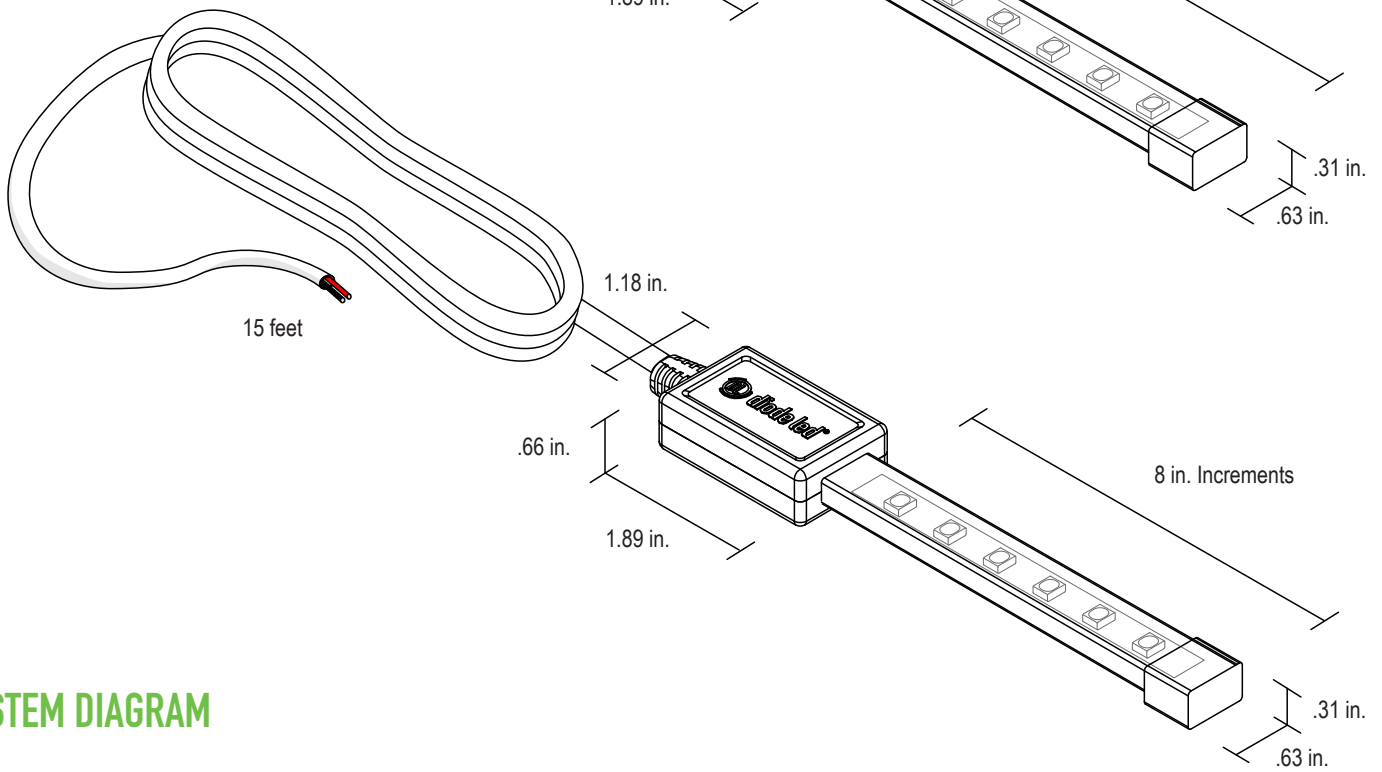
SPECIFICATION SHEET

MECHANICAL DIAGRAMS (CONT.)

INFINILINE® BASICS - Plug-In (UL2388)



INFINILINE® BASICS - Hardwired (UL1598)



SYSTEM DIAGRAM



120VAC
50/60Hz



120VAC
50/60Hz

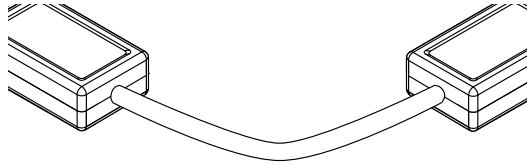


INFINILINE® BASICS Strip Light

SPECIFICATION SHEET

CUSTOMIZATION OPTIONS

Up to three jumpers may be built into the length of each Infiniline® BASICS LED Tape Light. Each of these jumpers may be 3, 6, 12, or 24 inches long.



ADDITIONAL ACCESSORIES

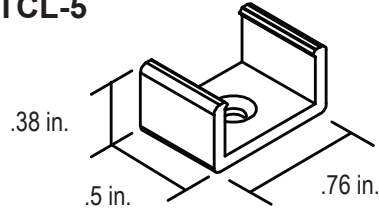
Accessories listed below fully support our Tape Light product line. Further information on these products and more accessories can be found in our latest catalog or online at www.DiodeLED.com.

Visit the product page at www.DiodeLED.com for installation guides, .IES files, voltage drop charts, and LM-79 reports.

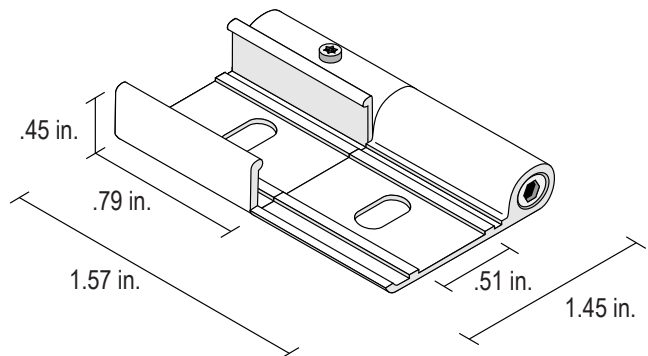
SKU	DESCRIPTION
DI-INF-MTCL-5	MOUNTING CLIP (5 PACK) Small clip used to secure INFINILINE® BASICS LED Strip Light. Includes 5 clips and 5 screws. <i>(Sold Separately)</i>
DI-INF-RTCL-2	MOUNTING CLIP (2 PACK) Small clip used to secure INFINILINE® BASICS LED Strip Light for post-installation adjustability. Includes 2 clips and 2 screws. <i>(Must be utilized with mounting channel).</i> <i>(Sold Separately)</i>
DI-INF-MTCH	MOUNTING CHANNEL Cutttable channel used to secure INFINILINE® BASICS LED Strip Light. <i>(Sold Separately)</i>

MECHANICAL DIAGRAMS

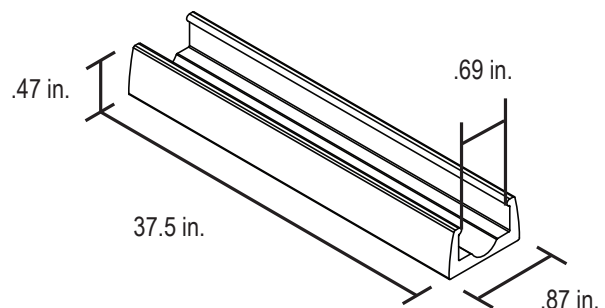
INFINILINE®
Mounting Clip
DI-INF-MTCL-5



INFINILINE®
Rotating Mounting Clip
(Included with Hardwired Infiniline Basics orders)
(Must be utilized with mounting channel)
DI-INF-RTCL-2



INFINILINE®
Mounting Channel
DI-INF-MTCH



- LED chips have a luminous flux range with a tolerance of +/- 5%.
- Each maximum run requires a dedicated power feed. Do not extend beyond the recommended maximum run length.
- Requests for custom lengths of Strip Light will be cut to the nearest (lower) cut point. (example: DI-120V-INFBSC335-H-183 would be cut to 176 inches (ie. 14' 8"))
- Actual efficacy value is dependent on specified LED driver (power supply). An estimated efficacy value can be calculated as follows: Lumen value divided by average power consumption per foot.
- Wire leads and accessories are not rated for in-wall installation unless otherwise noted.
- Do not install product in an environment outside the listed ambient temperature. Exceeding the maximum ambient temperature may damage LED chips, reduce the total lamp life, lumen output, and/or adversely impact color consistency.
- Operating temperature is measured according to the minimum and maximum ambient temperature environment.
- Do not install in environment where LED chips are exposed to direct sunlight as damage to the phosphor will occur.

ADDITIONAL INFORMATION

- INFINILINE® BASICS 120V LED STRIP LIGHT Installation Guide

SAFETY / WARNINGS / DISCLOSURES

1. Install in accordance with national and local electrical code regulations.
2. This product is intended to be installed and serviced by a qualified, licensed electrician.
3. Only use copper wiring. Use wires rated for at least 176°F (80°C) and certified for use with external connection of electrical equipment.
4. Each maximum run requires a dedicated power feed. Do not extend beyond the recommended maximum run length.
5. Tape light, and attached wire leads, are not rated for in-wall installation unless otherwise noted.
6. Ensure applicable wire is installed between driver, fixture, and any controls in-between. When choosing wire, factor in voltage drop, amperage rating, and type (in-wall rated, wet location rated, etc.). Inadequate wire installation could overheat wires, and cause fire.
7. Do not install in environment where LED chips are exposed to direct sunlight as damage to the phosphor will occur.
8. Do not install in environment where excessive heat may exist (ex. close proximity to fireplace, etc.) See Ambient Temperature ratings
9. Do not install indoor LED tape light products in outdoor / wet location environments. Only wet location tape light models are rated for outdoor / wet locations.
10. Do not modify product beyond instructions or warranty will be void.
11. Tape light must be handled with care. Excessive handling, bending, and pressure may damage the product, voiding the warranty.
12. Actual color may vary from what is pictured on this sheet and other print materials due to the limitations of photographic processes.
13. We reserve the right to modify and improve the design of our fixtures without prior notice. We cannot guarantee to match existing installed fixtures for subsequent orders or replacements in regards to product appearance, CCT, or lumen output.

WARRANTY

Limited Warranty

This product has a five (5) year limited warranty from the date of shipment. This warranty does not include the additional accessories referenced in this specification sheet. Complete warranty details for fixtures and additional accessories are available at www.diodeled.com/limited-warranty/ within the Policies section. For warranty related questions please contact product support.

Consumer's Acknowledgment

Elemental LED, Inc. stands behind its products when they are used properly and according to our specifications. By purchasing our products, the purchaser agrees and acknowledges that lighting design, configuration and installation is a complex process, wherein seemingly minor factors or changes in layout and infield adjustments can have a significant impact on an entire system. Choosing the correct components is essential. Elemental LED is able to work with the original purchaser to make an appropriate product selection to the extent of the limited information that the customer can provide, but it is virtually impossible for Elemental LED to design a system that foresees every unknown factor. For this reason, this Warranty does not cover problems caused by improper design, configuration or installation issues. Any statement from a Elemental LED employee or agent regarding a customer's bill of goods and/or purchase order is NOT an acknowledgment that the products purchased are designed and configured correctly. The purchase agrees and acknowledges that it is the customer's responsibility to adhere strictly to all information contained in the Product Specification Sheets.

There is often more than one way to design, configure and layout an LED lighting application properly to achieve the same lighting effect. Elemental LED strongly recommends that licensed professionals be used in the design and installation of lighting systems that include Elemental LED products. The specifications include important information that a designer and installer should carefully review and strictly follow. Qualified designers and certified and/or licensed installers, with access to the final installation environment, customer goals, and Elemental LED product specifications can make the requisite decisions appropriate for a successful finished lighting application.



© 2019 Elemental LED Inc. All rights reserved.
Specifications are subject to change without notice.

Toll Free: 877.817.6028 | Fax: 415.592.1596 | www.DiodeLED.com | info@DiodeLED.com